

# Transplant Activity in the Republic of Ireland



2006-2007

This document has been produced by the Statistics and Audit Directorate.  
© UK Transplant August 2007

**Cover pictures:**

Members of Glamorgan County cricket team help promote organ donation.

Skilled surgeons and their teams carry out thousands of transplants every year.

Staff from the Salisbury District Hospital promoting the Organ Donor Register.

Promoting the NHS Organ Donor Register amongst minority ethnic communities.

---

## CONTENTS

---

<b>PREFACE .....</b>	<b>2</b>
<b>1 SUMMARY OF ACTIVITY.....</b>	<b>3</b>
<b>2 OVERVIEW .....</b>	<b>4</b>
2.1 Summary of activity .....	4
2.2 Transplants.....	5
<b>3 KIDNEY AND PANCREAS ACTIVITY .....</b>	<b>6</b>
3.1 Overview .....	6
3.2 Donor and organ supply .....	7
3.3 Transplants.....	7
<b>4 CARDIOTHORACIC ACTIVITY .....</b>	<b>8</b>
4.1 Overview .....	8
4.2 Donor and organ supply .....	9
4.3 Transplants.....	10
<b>5 LIVER ACTIVITY.....</b>	<b>11</b>
5.1 Overview .....	11
5.2 Donor and organ supply .....	12
5.3 Transplants.....	12
<b>APPENDIX .....</b>	<b>13</b>

---

## PREFACE

---

This transplant activity report for financial year 2006-2007 relates throughout to the Republic of Ireland (RoI). All figures quoted are as reported to UK Transplant by 16 May 2007 for the National Transplant Database, maintained on behalf of the transplant community and the National Health Service (NHS). **This report may not show the complete activity in the RoI, as only information provided to UK Transplant has been reported. Transplant list information is not reported.**

The information provided in the tables and graphs in Chapters 2-5 does not distinguish between adult and paediatric transplantation.

The definition of a solid organ donor is any donor from whom at least one solid organ has been retrieved with the intention to transplant. Organs retrieved solely for research purposes have not been counted in this Activity Report. Organ donation has been recorded to reflect the number of organs retrieved. For example, if both lungs were retrieved, two lungs are recorded even if they were both used in one transplant. Similarly, if one liver is donated, one liver is recorded even if it results in two transplants. All pancreatic transplants refer to the whole organ.

Donation and transplant rates in this report are presented per million population (pmp). The population figure used throughout this report for the RoI is 4.24 million and is based on the 2006 census from the Central Statistics Office, Ireland. The number of heartbeating donors by hospital is detailed in **Appendix I**.

Graphics from this publication are available from the Statistics and Audit Directorate, UK Transplant. Please email [enquiries@uktransplant.nhs.uk](mailto:enquiries@uktransplant.nhs.uk) for further details.

This report is available on the UK Transplant website:  
<http://www.uktransplant.org.uk/ukt/statistics/statistics.jsp>

---

## 1 SUMMARY OF ACTIVITY

---

In 2006-2007, 84 deceased donors enabled 230 patients in the RoI to receive a solid organ transplant. The deceased donor rate per million population in the RoI is 19.8, which compares very favourably with the figure of 13.2 in the UK.

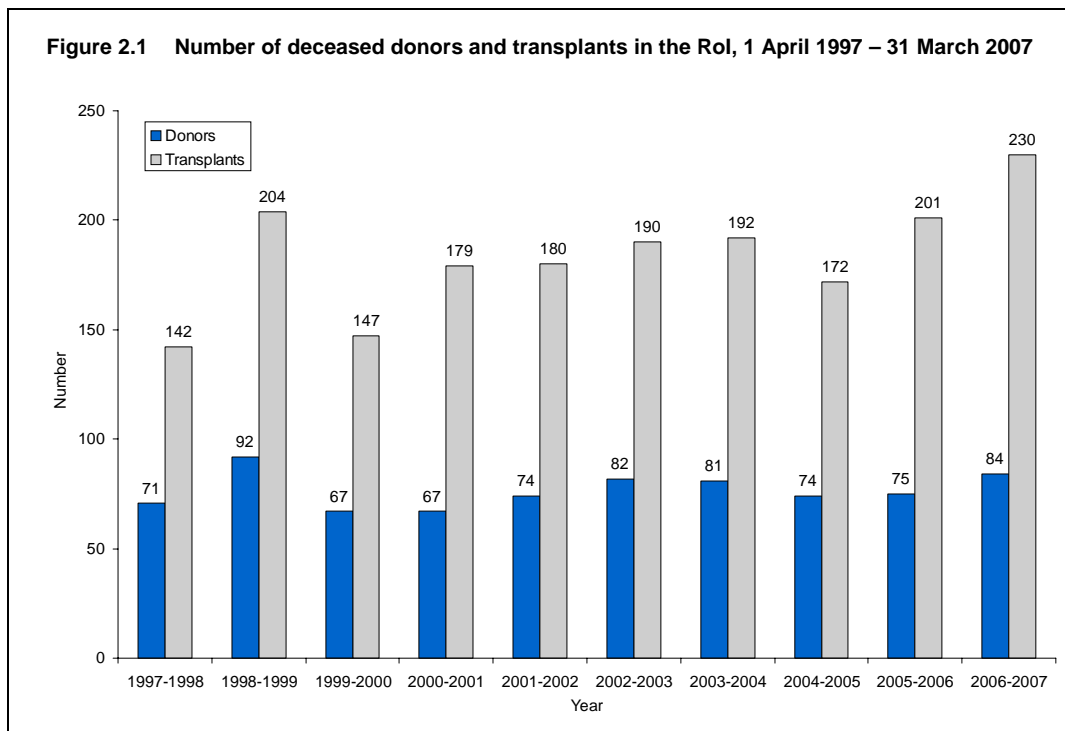
In renal transplantation, there were 13 more deceased donor kidney transplants than last year. There were seven more donors of cardiothoracic organs and six more transplants in 2006-2007. There were eleven more donors of livers and ten more transplants in 2006-2007.

**Dave Collett**  
**Director of Statistics and Audit**

## 2 OVERVIEW

### 2.1 Summary of activity

Deceased donor numbers and transplant activity for the period 1 April 1997 to 31 March 2007, are shown in **Figure 2.1**.



**Table 2.1** summarises the number of donors and transplants, by organ, for 2006-2007. There were 84 deceased heartbeating solid organ donors reported from the RoI in 2006-2007. A total of 267 solid organs from deceased donors were provided for transplant and 230 deceased donor transplants were performed in the RoI. Note that there were no non-heartbeating donors in 2006-2007.

**Table 2.1** RoI activity summary for 1 April 2006 - 31 March 2007

	Kidney	Pancreas	Heart	Heart/ lung	Lung	Liver	TOTAL
Deceased donors	77	3	22	-	12	71	<b>84</b>
Deceased organs donated	152	3	22	-	19	71	<b>267</b>
Deceased donor transplants	144	3	15	0	7	65	<b>230<sup>1</sup></b>
Living donor transplants	4	0	0	0	0	0	<b>4</b>

<sup>1</sup> Includes combined transplants: 3 kidney and pancreas and 1 kidney and liver

The number of deceased donor transplants excludes those organs donated in the RoI that were subsequently transplanted in the UK or other European countries.

## 2.2 Transplants

The numbers of transplants performed in the RoI in the last two years are given in **Table 2.2**. This table shows that a total of 234 transplants were performed in 2006-2007, 30 more than in the previous year. There were four multi-organ transplants: three kidney and pancreas transplants and one kidney and liver transplant. The 140 deceased heartbeating kidney transplants in 2006-2007 include three en bloc transplants and four double kidney transplants.

**Table 2.2 Transplants performed in the RoI, 1 April 2005 - 31 March 2007**

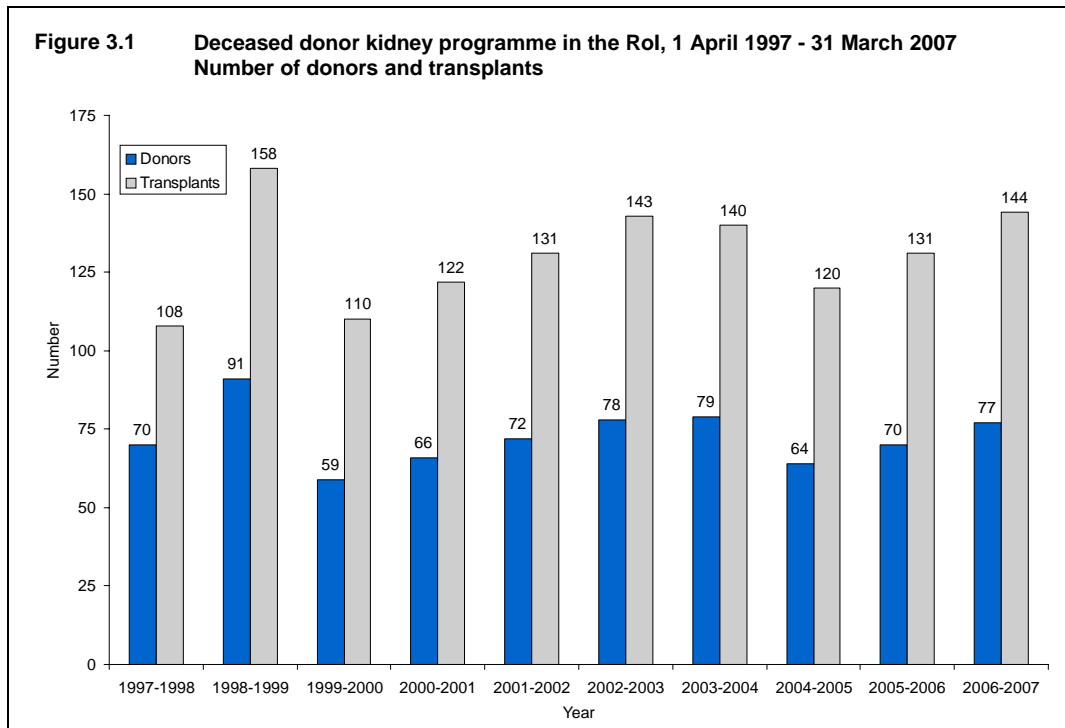
<b>Organ</b>	<b>2005-2006</b>	<b>2006-2007</b>	<b>% Change</b>
Deceased heartbeating kidney	126	140	+11
Living donor kidney	3	4	-
Deceased heart	10	15	+50
Single lung	3	5	-
Double lung	3	2	-
Deceased heartbeating liver	54	64	+19
Kidney & liver	1	1	-
Kidney & pancreas	4	3	-
<b>TOTAL TRANSPLANTS (Solid organs)</b>	<b>204</b>	<b>234</b>	<b>+15</b>
<b>Total kidney transplants</b>	<b>134</b>	<b>148</b>	<b>+10</b>
<b>Total cardiothoracic transplants</b>	<b>16</b>	<b>22</b>	<b>+38</b>
<b>Total liver transplants</b>	<b>55</b>	<b>65</b>	<b>+18</b>

Percentage not reported when fewer than 10 transplants in either year

### 3 KIDNEY AND PANCREAS ACTIVITY

#### 3.1 Overview

A summary of activity for the deceased donor kidney programme is shown in **Figure 3.1**. This figure gives the number of donors and transplants in the last ten financial years.



The deceased donor kidney activity for 2006-2007 and 2005-2006 is summarised in **Table 3.1**. The donor rates per million population (pmp) are shown in parentheses.

**Table 3.1 Deceased donor kidney activity in the RoI, 1 April 2005 - 31 March 2007**

	2005-2006		2006-2007	
Solid organ donors (pmp)	75	(17.7)	84	(19.8)
Kidney donors (pmp)	70	(16.5)	77	(18.2)
Kidneys retrieved	136		152	
Kidneys used	136		149	
Kidney transplants in RoI	131		144	

There were three en bloc and four double kidney transplants in the RoI in 2006-2007 (three en bloc and two double kidney transplants in 2005-2006).



### **3.2 Donor and organ supply**

Of the 84 deceased heartbeating solid organ donors in the RoI in 2006-2007, 77 (92%) donated kidney(s), as shown in **Table 3.1**. From these donors, 152 kidneys were retrieved and 149 (98%) were transplanted. In 2006-2007, there were 10 donors who only donated kidney(s). All of the kidney donors were white.

### **3.3 Transplants**

There were 144 deceased heartbeating donor kidney transplants in 2006-2007, as shown in **Table 3.1**. Of these transplants, 3 (2%) were kidney and pancreas transplants. Of the kidney transplant recipients with reported ethnicity, 142 were white and 2 were Asian.

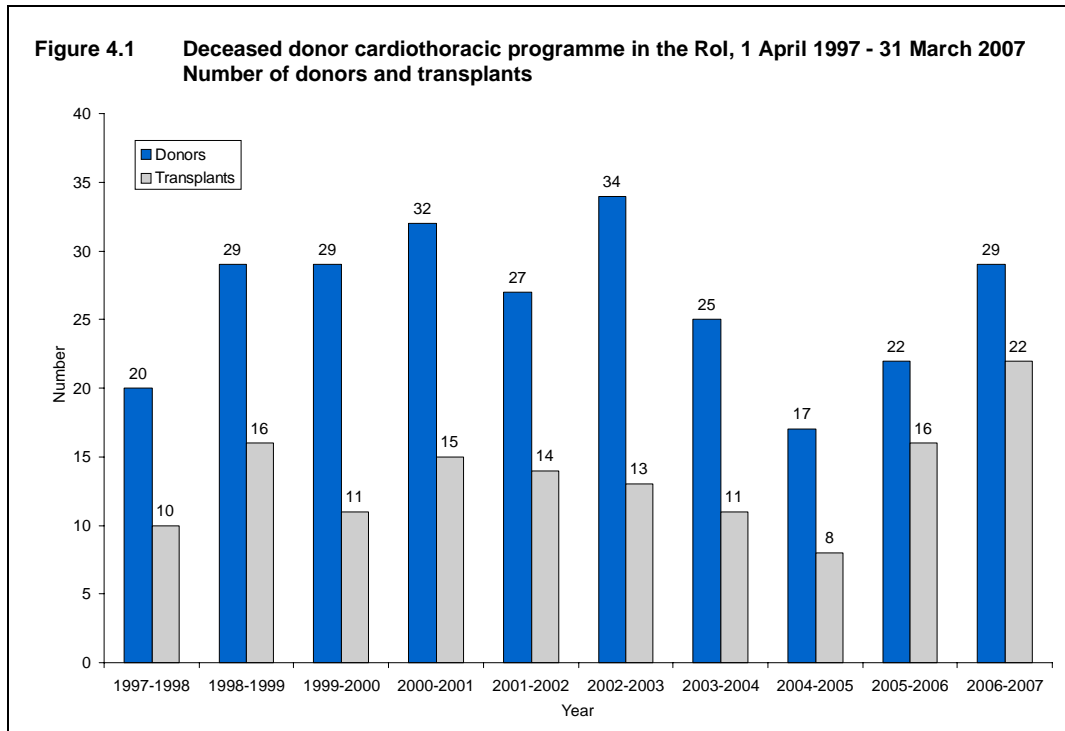
---

## 4 CARDIOTHORACIC ACTIVITY

---

### 4.1 Overview

Figure 4.1 shows deceased cardiothoracic donor and transplant activity between 1 April 1997 and 31 March 2007.



A summary of deceased donor cardiothoracic activity for 2005-2006 and 2006-2007 is shown in **Table 4.1** and includes donor rates per million population in parentheses.

**Table 4.1 Deceased donor cardiothoracic organ activity in the RoI,  
1 April 2005 - 31 March 2007**

	2005-2006		2006-2007	
Solid organ donors (pmp)	75	(17.7)	84	(19.8)
Cardiothoracic donors (pmp)	22	(5.2)	29	(6.8)
Organs retrieved				
Hearts	14		22	
Lungs	22		19	
<b>TOTAL</b>	<b>36</b>		<b>41</b>	
Organs used				
Hearts	14		22	
Lungs	20		19	
<b>TOTAL</b>	<b>34</b>		<b>41</b>	
Transplants in ROI				
Heart	10		15	
Lung	6		7	
<b>TOTAL</b>	<b>16</b>		<b>22</b>	

Of the hearts and lungs retrieved and used in 2006-2007, seven hearts and ten lungs were used in the UK. The corresponding figures for 2005-2006 were four hearts and eleven lungs. Two of the seven lung transplants performed in the RoI in 2006-2007 were double lung transplants (three of the six in 2005-2006).

#### **4.2 Donor and organ supply**

Of the 84 deceased solid organ donors in the RoI, 29 (35%) donated cardiothoracic organs in 2006-2007 as shown in **Table 4.1**. In the previous year, 22 (29%) of 75 solid organ donors provided cardiothoracic organs. All 29 cardiothoracic donors were of white ethnicity.

Cardiothoracic organ donors by retrieval centre, rather than geographical zone, in 2006-2007 are detailed in **Table 4.2**, with the corresponding figures for 2005-2006 in parentheses. Under current contracts, Newcastle retrieved organs from 21% of the RoI cardiothoracic donors in 2006-2007. Of the 29 cardiothoracic donors, 59% donated only the heart.

**Table 4.2 Deceased cardiothoracic organ donors in the RoI, 1 April 2006 - 31 March 2007 (2005-2006), by retrieval centre**

Retrieval centre	Type of donor						TOTAL	
	Heart only		Heart/lung		Lung(s) only			
Dublin	14	(8)	5	(3)	3	(5)	22	(16)
Great Ormond Street	0	(0)	0	(1)	0	(0)	0	(1)
Manchester	0	(0)	0	(0)	1	(0)	1	(0)
Newcastle	3	(2)	0	(0)	3	(3)	6	(5)
<b>TOTAL</b>	<b>17</b>	<b>(10)</b>	<b>5</b>	<b>(4)</b>	<b>7</b>	<b>(8)</b>	<b>29</b>	<b>(22)</b>

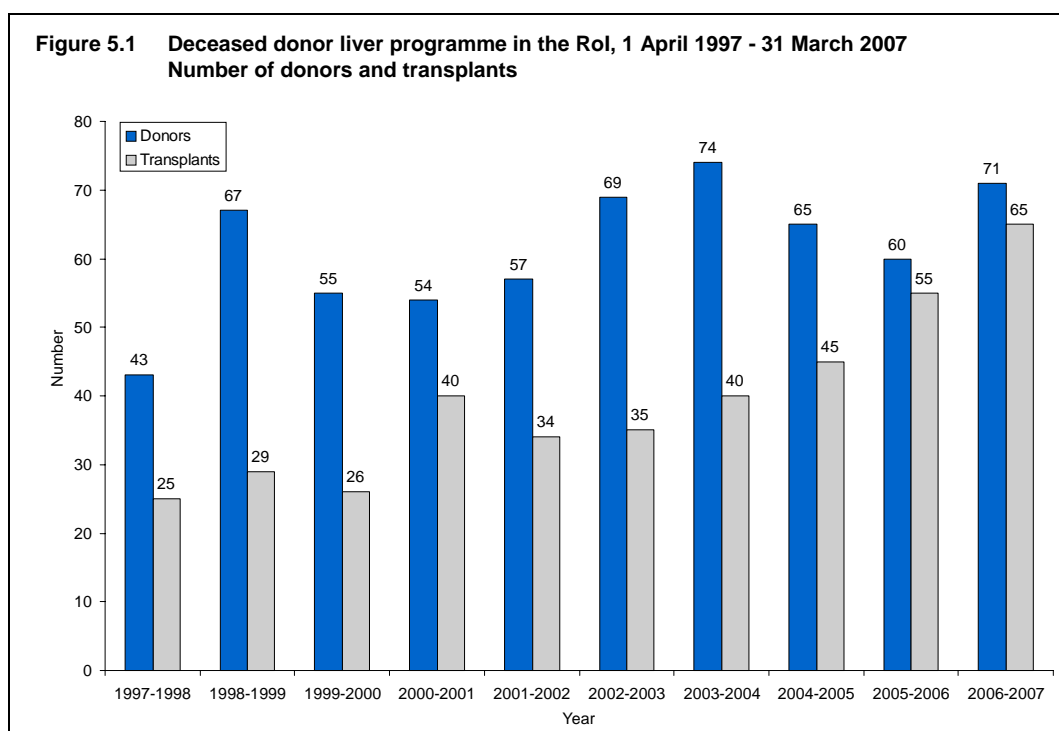
### 4.3 Transplants

Fifteen deceased donor heart transplants and seven lung transplants were carried out in the RoI in 2006-2007, as shown in **Table 4.1**. Of the cardiothoracic transplant recipients with reported ethnicity, 19 were white and 1 was Chinese.

## 5 LIVER ACTIVITY

### 5.1 Overview

The number of deceased liver donors and transplants for the last ten financial years is given in **Figure 5.1**. The number of liver transplants in 2006-2007 increased by 10 from the previous year.



The deceased donor liver activity for 2006-2007 and 2005-2006, with donor rates per million population (pmp) in parentheses, are given in **Table 5.1**.

**Table 5.1 Deceased donor liver activity in the RoI, 1 April 2005 - 31 March 2007**

	2005-2006		2006-2007	
Solid organ donors (pmp)	75	(17.7)	84	(19.8)
Liver donors (pmp)	60	(14.2)	71	(16.7)
Livers retrieved	60		71	
Livers used	59		71	
Liver transplants in RoI	55		65	

Of the livers retrieved and used in 2006-2007, 17 were used in the UK (10 in 2005-2006). Liver transplants in the RoI in 2006-2007 include 10 transplants using livers from the UK (seven in 2005-2006).

## **5.2 Donor and organ supply**

Of the 84 deceased solid organ donors in 2006-2007, 71 (85%) were liver donors giving a retrieval rate of 16.7 livers pmp; see **Table 5.1**. Of the livers retrieved, all were transplanted in 2006-2007. In 2006-2007, of the 71 livers retrieved, 54 were transplanted in the RoI and 17 were exported and transplanted in the UK. 70 liver donors had ethnicity reported as white.

## **5.3 Transplants**

Transplants performed in the RoI are shown in **Table 5.1**. All the 65 liver transplants performed in 2006-2007 used whole livers from deceased heartbeating donors. Of these, 54 used livers from RoI donors, 10 used livers imported from the UK and one liver was used from a RoI donor from the previous financial year (31 March 2006). Of the 65 transplant recipients, 61 were of white ethnicity and 4 were of mixed ethnicity.

---

## APPENDIX

---

The table overleaf provides details of the 84 deceased heartbeating solid organ donors reported in 2006-2007, by donating hospital. Corresponding figures for 2005-2006 are given in parentheses.

**Appendix I Deceased heartbeating solid organ donors and donated organs in the Rol, 1 April 2006 - 31 March 2007 (2005-2006), by donating hospital**

<b>Donating hospital</b>	<b>All donors</b>		<b>Multi-organ donor</b>		<b>Kidney</b>	<b>Heart</b>	<b>Lung</b>	<b>Liver</b>	<b>Pancreas</b>
Ballinasloe, Portiuncula Hospital	1	(1)	1	(0)	2	0	1	1	0
Cashel, Our Ladys Hospital	1	(0)	1	(0)	2	0	0	1	0
Castlebar, Mayo General Hospital	2	(1)	0	(1)	0	0	0	2	0
Cavan, Cavan General Hospital	0	(4)	0	(4)	0	0	0	0	0
Clonmel, St Joseph's Clonmel County Hospital	0	(2)	0	(1)	0	0	0	0	0
Cork, Bons Secour Hospital	0	(1)	0	(0)	0	0	0	0	0
Cork, Cork South Infirmary Victoria Hospital	0	(1)	0	(0)	0	0	0	0	0
Cork, Cork University Hospital	13	(9)	11	(7)	26	6	5	10	2
Drogheda, Our Lady of Lourdes Hospital	3	(2)	3	(2)	6	0	0	3	0
Dublin, Beaumont Hospital	17	(11)	12	(10)	32	4	3	13	1
Dublin, James Connolly Memorial Hospital	2	(2)	2	(1)	4	1	0	2	0
Dublin, Mater Misericordiae Hospital	4	(2)	2	(0)	6	1	2	3	0
Dublin, Our Lady's Hospital for Sick Children	0	(1)	0	(1)	0	0	0	0	0
Dublin, St Colmcilles, Loughlinstown	0	(2)	0	(2)	0	0	0	0	0
Dublin, St James's Hospital	3	(3)	2	(1)	4	1	0	3	0
Dublin, St Vincent's Hospital (Elm Park)	3	(3)	3	(3)	5	0	0	3	0
Dublin, Tallaght Hospital	4	(3)	3	(3)	7	0	0	3	0
Dublin, The Children's Hospital	1	(0)	1	(0)	2	0	0	1	0
Dundalk, Louth County Hospital	1	(1)	1	(0)	2	0	0	1	0
Ennis, Ennis General Hospital	1	(0)	0	(0)	2	0	0	0	0
Galway, Merlin Park Hospital	1	(0)	1	(0)	2	0	0	1	0
Galway, University College Hospital	4	(5)	3	(5)	8	1	0	3	0
Kilkenny, St Luke's General Hospital	1	(1)	1	(1)	2	0	0	1	0
Letterkenny, Letterkenny General Hospital	1	(4)	1	(3)	2	0	0	1	0
Limerick, Limerick Regional Hospital	2	(4)	2	(3)	4	1	2	2	0
Limerick, St John's Hospital	0	(1)	0	(0)	0	0	0	0	0
Mullingar, Mullingar General Hospital	3	(2)	3	(2)	6	0	2	3	0
Naas, Naas General Hospital	3	(1)	2	(1)	4	2	0	2	0
Navan, Our Lady's Hospital	2	(1)	2	(1)	4	2	0	1	0
Portlaoise, Portlaoise General Hospital	3	(0)	3	(0)	6	0	0	3	0
Sligo, Sligo General Hospital	1	(1)	0	(1)	0	0	0	1	0
Tralee, Tralee General Hospital	1	(2)	1	(2)	2	1	0	1	0
Tullamore, Count Hospital	3	(1)	3	(1)	6	1	2	3	0
Waterford, Waterford Regional Hospital	1	(2)	1	(2)	2	1	2	1	0
Wexford, General Hospital	2	(1)	2	(1)	4	0	0	2	0
<b>TOTAL</b>	<b>84</b>	<b>(75)</b>	<b>67</b>	<b>(59)</b>	<b>152</b>	<b>22</b>	<b>19</b>	<b>71</b>	<b>3</b>







*Blood and Transplant*

**UK Transplant**

Fox Den Road, Stoke Gifford, Bristol BS34 8RR

Tel: 0117 975 7575 Fax: 0117 975 7577

E-mail: [enquiries@uktransplant.nhs.uk](mailto:enquiries@uktransplant.nhs.uk)

**Organ Donor Line: 0845 60 60 400**

**Web: [www.uktransplant.org.uk](http://www.uktransplant.org.uk)**