

# Transplant Activity in the Republic of Ireland



2005-2006



**Cover pictures:**

Promoting the NHS Organ Donor Register amongst minority ethnic communities.  
Skilled surgeons and their teams carry out thousands of transplants every year.  
Papworth Hospital has been piloting a new donor care physiologist role.  
UK Transplant sponsors the GB Transplant Cricket Club.

---

## CONTENTS

---

<b>PREFACE .....</b>	<b>2</b>
<b>1 SUMMARY OF ACTIVITY .....</b>	<b>3</b>
<b>2 OVERVIEW .....</b>	<b>4</b>
2.1 Summary of activity .....	4
2.2 Transplants.....	5
<b>3 KIDNEY AND PANCREAS ACTIVITY .....</b>	<b>6</b>
3.1 Overview .....	6
3.2 Donor and organ supply.....	7
3.3 Transplants.....	7
<b>4 CARDIOTHORACIC ACTIVITY .....</b>	<b>8</b>
4.1 Overview .....	8
4.2 Donor and organ supply.....	9
4.3 Transplants.....	10
<b>5 LIVER ACTIVITY .....</b>	<b>11</b>
5.1 Overview .....	11
5.2 Donor and organ supply.....	12
5.3 Transplants.....	12
<b>APPENDIX.....</b>	<b>13</b>

---

## PREFACE

---

This transplant activity report for financial year 2005-2006 relates throughout to the Republic of Ireland (RoI). All figures quoted are as reported to UK Transplant by 23 May 2006 for the National Transplant Database, maintained on behalf of the transplant community and the National Health Service (NHS). **This report may not show the complete activity in the RoI, as only information provided to UK Transplant has been reported. Transplant list information is not reported.**

The information provided in the tables and graphs in Chapters 2-5 does not distinguish between adult and paediatric transplantation.

The definition of a solid organ donor is any donor from whom at least one solid organ has been retrieved with the intention to transplant. Organs retrieved solely for research purposes have not been counted in this Activity Report. Organ donation has been recorded to reflect the number of organs retrieved. For example, if both lungs were retrieved, two lungs are recorded even if they were both used in one transplant. Similarly, if one liver is donated, one liver is recorded even if it results in two transplants. All pancreatic transplants refer to the whole organ.

Donation and transplant rates in this report are presented per million population (pmp). The population figure used throughout this report for the RoI is 3.8 million and is based on the 2001 estimate from the Central Statistics Office, Ireland. The number of heartbeating donors by hospital is detailed in **Appendix I**.

Graphics from this publication are available from the Statistics and Audit Directorate, UK Transplant. Please email [enquiries@uktransplant.nhs.uk](mailto:enquiries@uktransplant.nhs.uk) for further details.

This report is available on the UK Transplant website:  
<http://www.uktransplant.org.uk/ukt/statistics/statistics.jsp>

---

## 1 SUMMARY OF ACTIVITY

---

In 2005-2006, 75 deceased donors enabled 201 patients in the RoI to receive a solid organ transplant. The deceased donor rate per million population in the RoI is 19.7, which compares very favourably with the figure of 12.9 in the UK.

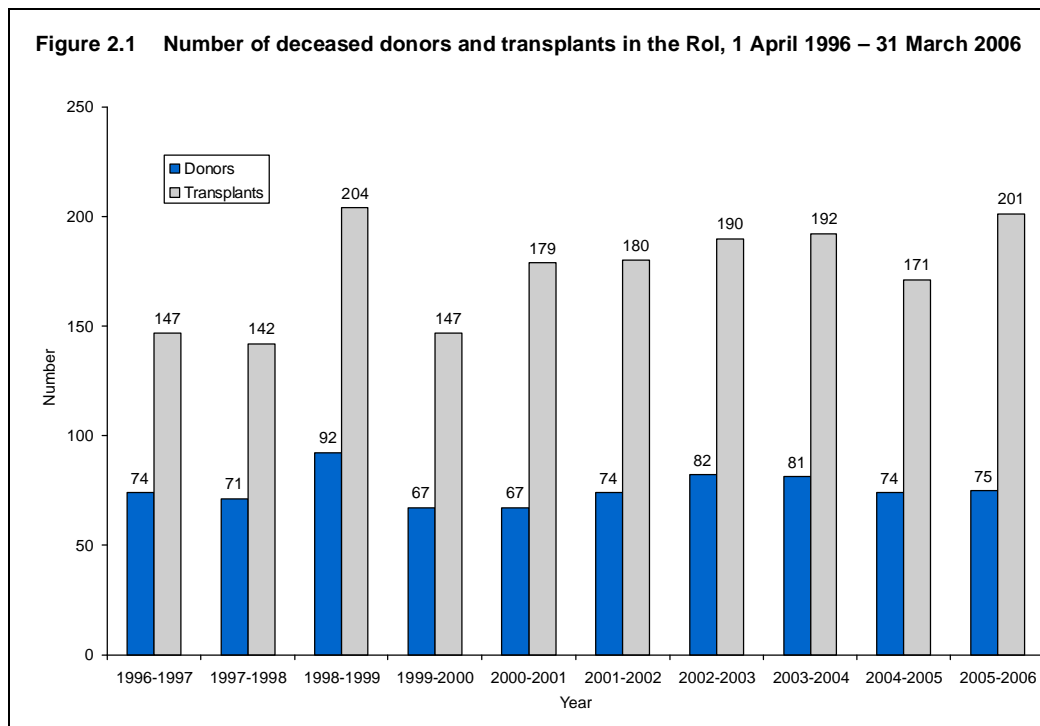
In renal transplantation, there were 12 more deceased donor kidney transplants than last year. There were five more donors of cardiothoracic organs and eight more transplants in 2005-2006. Although the number of liver donors fell by five to 60 donors, the number of transplants increased by ten in 2005-2006.

**Dave Collett**  
**Director of Statistics and Audit**

## 2 OVERVIEW

### 2.1 Summary of activity

Deceased donor numbers and transplant activity for the period 1 April 1996 to 31 March 2006, are shown in **Figure 2.1**.



**Table 2.1** summarises the number of donors and transplants, by organ, for 2005-2006. There were 75 deceased heartbeating solid organ donors reported from the RoI in 2005-2006. A total of 236 solid organs from deceased donors were provided for transplant and 201 deceased donor transplants were performed in the RoI. Note that there were no non-heartbeating donors in 2005-2006.

	Kidney	Pancreas	Heart	Heart/ lung	Lung	Liver	TOTAL
Deceased donors	70	4	14	-	12	60	75
Deceased organs donated	136	4	14	-	22	60	236
Deceased donor transplants	131	4	10	0	6	55	201 <sup>1</sup>
Living donor transplants	3	0	0	0	0	0	3

<sup>1</sup> Includes combined transplants: 4 kidney and pancreas and 1 kidney and liver

The number of deceased donor transplants excludes those organs donated in the RoI that were subsequently transplanted in the UK or other European countries.

## 2.2 Transplants

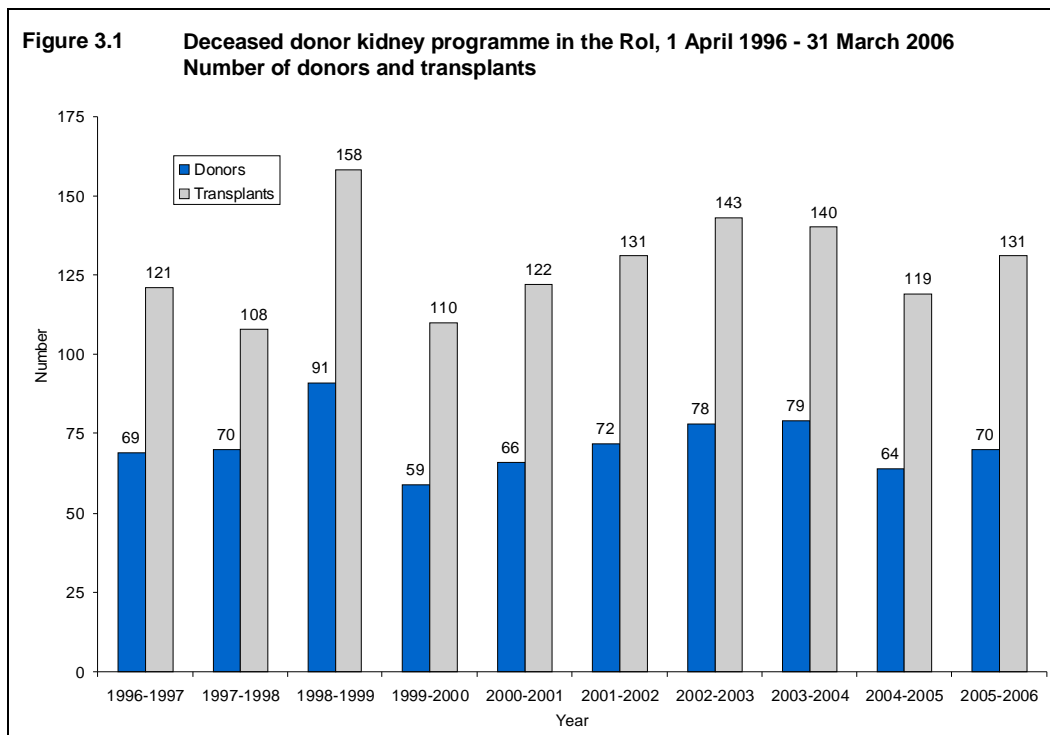
The numbers of transplants performed in the RoI in the last two years are given in **Table 2.2**. This table shows that a total of 204 transplants were performed in 2005-2006, 30 more than in the previous year. There were seven multi-organ transplants: six kidney and pancreas transplants and one kidney and liver transplant. The 126 deceased heartbeating kidney transplants in 2005-2006 include three en bloc transplants and two double kidney transplants.

<b>Organ</b>	<b>2004-2005</b>	<b>2005-2006</b>	<b>% Change</b>
Deceased heartbeating kidney	112	126	13
Living donor kidney	3	3	-
Deceased heart	8	10	-
Single lung	0	3	-
Double lung	0	3	-
Deceased heartbeating liver	44	54	23
Kidney & liver	1	1	-
Kidney & pancreas	6	4	-
<b>TOTAL TRANSPLANTS (Solid organs)</b>	<b>174</b>	<b>204</b>	<b>17</b>
<b>Total kidney transplants</b>	<b>122</b>	<b>134</b>	<b>10</b>
<b>Total cardiothoracic transplants</b>	<b>8</b>	<b>16</b>	<b>-</b>
<b>Total liver transplants</b>	<b>45</b>	<b>55</b>	<b>22</b>
Percentage not reported when fewer than 10 transplants in either year			

### 3 KIDNEY AND PANCREAS ACTIVITY

#### 3.1 Overview

A summary of activity for the deceased donor kidney programme is shown in **Figure 3.1**. This figure gives the number of donors and transplants in the last ten years.



The deceased donor kidney activity for 2005-2006 and 2004-2005 is summarised in **Table 3.1**. The donor rates per million population (pmp) are shown in parentheses.

**Table 3.1 Deceased donor kidney activity in the RoI, 1 April 2004 - 31 March 2006**

	2004-2005		2005-2006	
Solid organ donors (pmp)	74	(19.5)	75	(19.7)
Kidney donors (pmp)	64	(16.8)	70	(18.4)
Kidneys retrieved	127		136	
Kidneys used	120		136	
Kidney transplants in ROI	119		131	

There were three en bloc and two double kidney transplants in the RoI in 2005-2006 (one double kidney transplant in 2004-2005).



### **3.2 Donor and organ supply**

Of the 75 deceased heartbeating solid organ donors in the RoI in 2005-2006, 70 (93%) donated kidney(s), as shown in **Table 3.1**. From these donors, 136 kidneys were retrieved and all were transplanted. In 2005-2006, there were 12 donors who only donated kidney(s). All of the kidney donors were white.

### **3.3 Transplants**

There were 131 deceased heartbeating donor kidney transplants in 2005-2006, as shown in **Table 3.1**. Of these transplants, 4 (3%) were kidney and pancreas transplants. Of the kidney transplant recipients with reported ethnicity, all 127 were white.

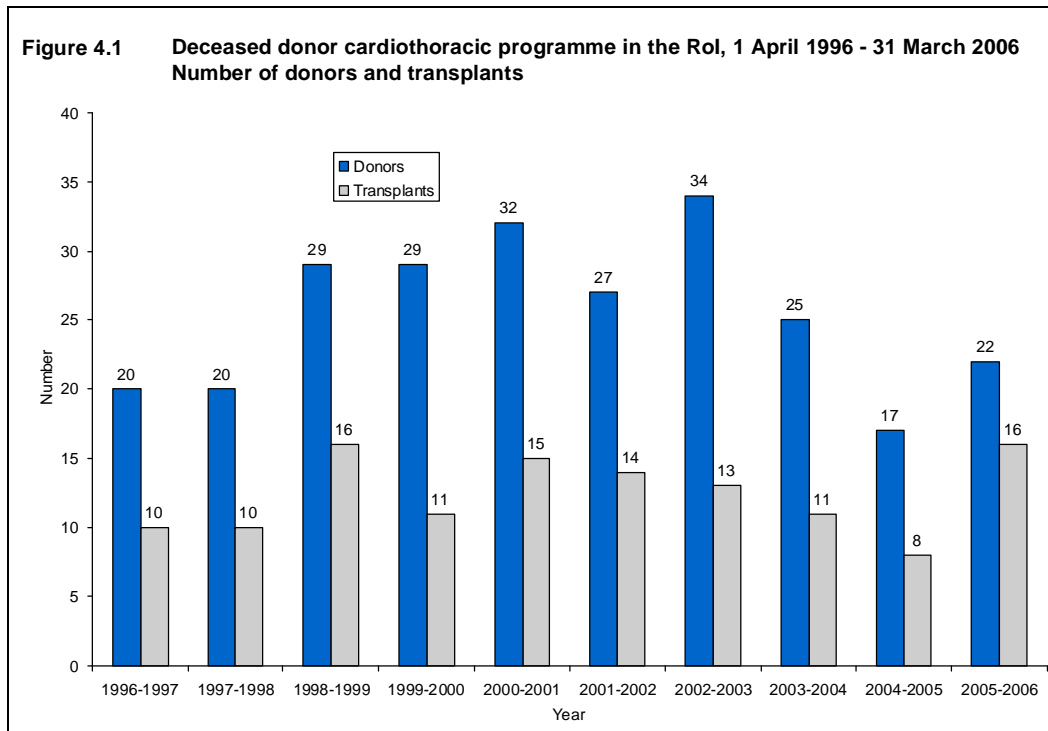
---

## 4 CARDIOTHORACIC ACTIVITY

---

### 4.1 Overview

**Figure 4.1** shows deceased cardiothoracic donor and transplant activity between 1 April 1996 and 31 March 2006.



A summary of deceased donor cardiothoracic activity for 2004-2005 and 2005-2006 is shown in **Table 4.1** and includes donor rates per million population in parentheses.

**Table 4.1 Deceased donor cardiothoracic organ activity in the RoI,  
1 April 2004 - 31 March 2006**

	<b>2004-2005</b>		<b>2005-2006</b>	
Solid organ donors (pmp)	74	(19.5)	75	(19.7)
Cardiothoracic donors (pmp)	17	(4.5)	22	(5.8)
Organs retrieved				
Hearts	13		14	
Lungs	14		22	
<b>TOTAL</b>	<b>27</b>		<b>36</b>	
Organs used				
Hearts	13		14	
Lungs	14		20	
<b>TOTAL</b>	<b>27</b>		<b>34</b>	
Transplants in ROI				
Heart	8		10	
Lung	0		6	
<b>TOTAL</b>	<b>8</b>		<b>16</b>	

Of the hearts and lungs retrieved and used in 2005-2006, four hearts and 11 lungs were used in the UK. The corresponding figures for 2004-2005 were five hearts and 14 lungs. Three of the six lung transplants performed in the RoI in 2005-2006 were double lung transplants.

#### **4.2 Donor and organ supply**

Of the 75 deceased solid organ donors in the RoI, 22 (29%) donated cardiothoracic organs in 2005-2006 as shown in **Table 4.1**. In the previous year, 17 (23%) of 74 solid organ donors provided cardiothoracic organs. All 22 cardiothoracic donors were of white ethnicity.

Cardiothoracic organ donors by retrieval centre, rather than geographical zone, in 2005-2006 are detailed in **Table 4.2**, with the corresponding figures for 2004-2005 in parentheses. Under current contracts, Newcastle retrieved organs from 23% of the RoI cardiothoracic donors in 2005-2006. Of the 22 cardiothoracic donors, 45% donated only the heart.

**Table 4.2 Deceased cardiothoracic organ donors in the RoI, 1 April 2005 - 31 March 2006 (2004-2005), by retrieval centre**

Retrieval centre	Type of donor			TOTAL
	Heart only	Heart/lung	Lung(s) only	
Dublin	8 (7)	3 (1)	5 (0)	16 (8)
Great Ormond Street	0 (0)	1 (0)	0 (0)	1 (0)
Newcastle	2 (2)	0 (3)	3 (4)	5 (9)
<b>TOTAL</b>	<b>10 (9)</b>	<b>4 (4)</b>	<b>8 (4)</b>	<b>22 (17)</b>

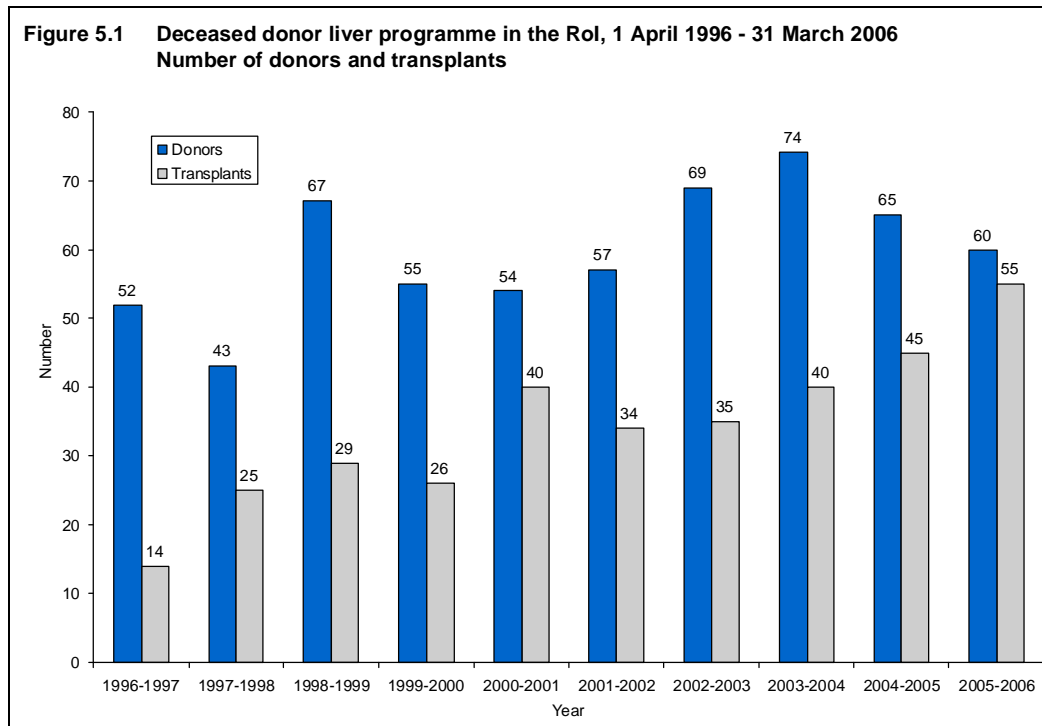
### 4.3 Transplants

Ten deceased donor heart transplants and six lung transplants were carried out in the RoI in 2005-2006, as shown in **Table 4.1**. All 16 cardiothoracic transplant recipients in 2005-2006 were of white ethnicity.

## 5 LIVER ACTIVITY

### 5.1 Overview

The number of deceased liver donors and transplants, and patients on the active and suspended transplant list for the last ten financial years is given in **Figure 5.1**. The number of liver transplants in 2005-2006 increased by 10 from the previous year.



The deceased donor liver activity for 2005-2006 and 2004-2005, with donor rates per million population (pmp) in parentheses, are given in **Table 5.1**.

**Table 5.1 Deceased donor liver activity in the RoI, 1 April 2004 - 31 March 2006**

	2004-2005		2005-2006	
Solid organ donors (pmp)	74	(19.5)	75	(19.7)
Liver donors (pmp)	65	(17.1)	60	(15.8)
Livers retrieved	65		60	
Livers used	61		59	
Liver transplants in RoI	45		55	

Of the livers retrieved and used in 2005-2006, 10 were used in the UK (20 in 2004-2005). Liver transplants in the RoI in 2005-2006 include seven transplants using livers from the UK (four in 2004-2005).

## **5.2 Donor and organ supply**

Of the 75 deceased solid organ donors in 2005-2006, 60 (80%) were liver donors giving a retrieval rate of 15.8 livers pmp; see **Table 5.1**. Of the livers retrieved, 98% were transplanted in 2005-2006. In 2005-2006, of the 60 livers retrieved, 50 were transplanted in the RoI and 10 were exported and transplanted in the UK. All 60 liver donors had ethnicity reported as white.

## **5.3 Transplants**

Transplants performed in the RoI are shown in **Table 5.1**. All the 55 liver transplants performed in 2005-2006 used whole livers from deceased heartbeating donors. Of these, 48 used livers from RoI donors and seven used livers imported from the UK. Of the 55 transplant recipients, 54 were of white ethnicity and one was of mixed ethnicity.

---

## APPENDIX

---

The table overleaf provides details of the 75 deceased heartbeating solid organ donors reported in 2005-2006, by donating hospital. Corresponding figures for 2004-2005 are given in parentheses.

**Appendix I Deceased heartbeating solid organ donors and donated organs in the RoI, 1 April 2005 - 31 March 2006 (2004-2005), by donating hospital**

<b>Donating hospital</b>	<b>All donors</b>		<b>Multi-organ donor</b>		<b>Kidney</b>	<b>Heart</b>	<b>Lung</b>	<b>Liver</b>	<b>Pancreas</b>
Ballinasloe, Portiuncula Hospital	1	(1)	0	(1)	2	0	0	0	0
Castlebar, Mayo General Hospital	1	(1)	1	(0)	2	0	0	1	0
Cavan, Cavan General Hospital	4	(0)	4	(0)	8	1	0	4	0
Clonmel, St Joseph's Clonmel County Hospital	2	(0)	1	(0)	2	0	0	2	0
Cork, Bantry County Hospital	0	(1)	0	(1)	0	0	0	0	0
Cork, Bons Secour Hospital	1	(0)	0	(0)	0	0	0	1	0
Cork, Cork South Infirmery Victoria Hospital	1	(1)	0	(0)	1	0	0	0	0
Cork, Cork University Hospital	9	(10)	7	(9)	18	2	2	7	1
Drogheda, Our Lady of Lourdes Hospital	2	(4)	2	(3)	3	0	2	1	0
Dublin, Beaumont Hospital	11	(20)	10	(17)	19	2	2	10	0
Dublin, James Connolly Memorial Hospital	2	(1)	1	(1)	4	1	0	1	0
Dublin, Mater Misericordiae Hospital	2	(1)	0	(0)	4	0	0	0	0
Dublin, Our Lady's Hospital for Sick Children	1	(0)	1	(0)	2	1	0	1	0
Dublin, St Colmcilles, Loughlinstown	2	(2)	2	(0)	4	0	0	2	0
Dublin, St James's Hospital	3	(1)	1	(0)	4	0	2	1	0
Dublin, St Vincent's Hospital (Elm Park)	3	(1)	3	(1)	5	1	2	3	0
Dublin, Tallaght Hospital	3	(3)	3	(2)	6	0	0	3	0
Dundalk, Louth County Hospital	1	(0)	0	(0)	2	0	0	0	0
Galway, University College Hospital	5	(0)	5	(0)	10	2	3	4	1
Kilkenny, St Luke's General Hospital	1	(1)	1	(0)	2	0	0	1	1
Letterkenny, Letterkenny General Hospital	4	(0)	3	(0)	6	1	0	4	0
Limerick, Limerick Regional Hospital	4	(8)	3	(7)	8	1	2	3	0
Limerick, St John's Hospital	1	(0)	0	(0)	2	0	0	0	0
Mullingar, Mullingar General Hospital	2	(2)	2	(2)	4	1	2	2	0
Naas, Naas General Hospital	1	(2)	1	(2)	2	0	0	1	0
Navan, Our Lady's Hospital	1	(2)	1	(1)	2	1	2	1	0
Nenagh, Nenagh General Hospital	0	(1)	0	(1)	0	0	0	0	0
Portlaoise, Portlaoise General Hospital	0	(2)	0	(1)	0	0	0	0	0
Sligo, Sligo General Hospital	1	(1)	1	(1)	2	0	0	1	0
Tralee, Tralee General Hospital	2	(2)	2	(1)	4	0	0	2	0
Tullamore, Count Hospital	1	(2)	1	(2)	2	0	1	1	1
Waterford, Waterford Regional Hospital	2	(3)	2	(3)	4	0	0	2	0
Wexford, General Hospital	1	(1)	1	(0)	2	0	2	1	0
<b>TOTAL</b>	<b>75</b>	<b>(74)</b>	<b>59</b>	<b>(56)</b>	<b>136</b>	<b>14</b>	<b>22</b>	<b>60</b>	<b>4</b>





Transplant activity in the Republic of Ireland  
ISSN 1741-6957



*Blood and Transplant*

**UK Transplant**

Fox Den Road, Stoke Gifford, Bristol BS34 8RR

Tel: 0117 975 7575 Fax: 0117 975 7577

E-mail: [enquiries@uktransplant.nhs.uk](mailto:enquiries@uktransplant.nhs.uk)

**Organ Donor Line: 0845 60 60 400**

**Web: [www.uktransplant.org.uk](http://www.uktransplant.org.uk)**

NHS Blood and Transplant is a Special Health Authority within the NHS, responsible for managing the National Blood Service, UK Transplant and Bio Products Laboratory.